

WS CAD

“

Our mission is to offer powerful and user-friendly software that helps our users save time, reduce stress, and work more efficiently.”

Dr. Axel Zein
CEO



Contents

WSCAD – Long-term relationships are built on trust	4
AI-powered Electrical Engineering with WSCAD	5
Welcome to the world of WSCAD	6
Artificial Intelligence	7
ELECTRIX – Six powerful modules	8
Electrical Engineering	10
Cabinet Engineering	12
Piping and Instrumentation	14
Fluid Engineering	16
Building Automation	18
Electrical Installation	20
WSCADUNIVERSE.COM	22
WSCAD – Augmented Reality Apps	24
Automation	26
Interfaces	28
WSCAD – Global Business Services	30
Training, workshops and support	32
WSCAD Worldwide	34

WSCAD

Long-term relationships
are built on trust

WSCAD is the world's first and leading provider of Electrical-CAD software with integrated AI technology. Our solutions increase efficiency in electrical engineering by up to 99%, enabling automated processes and intelligent functions for small and medium-sized enterprises, international corporations, as well as engineering offices. More than 40,000 users across over 100 countries in the sectors machinery, plant engineering, building automation and electrical installation work with WSCAD software.

The WSCAD portfolio is completed by eleven seamlessly integrated service offerings from WSCAD Global Business Services (GBS). These include AI implementation, engineering and migration checkups, workflow and process consulting, training, digitization of paper documentation and conversion of various electrical CAD formats to shorten engineering times and increase productivity.

WSCAD GmbH, based in Bergkirchen near Munich, is part of the Buhl Group, which has 800 employees, and has specialized in the development of electrical CAD solutions for over 35 years. On a single platform with a central database, it integrates six disciplines: electrical engineering, cabinet construction, process and fluid engineering, building automation, and electrical installation. A component exchange is immediately reflected in the plans of all disciplines.

40,000+
users

35+ years
of success in the
market OR

100+ countries
WSCAD Software is used

24%
of our revenue is re-invested
in research and development



AI-POWERED ELECTRICAL ENGINEERING

Design - Assembly - Installation - Maintenance



Mechanical and Plant Engineering



Building and Room Automation



Electrical Installation

WELCOME TO THE WORLD OF WSCAD

Your Electrical Engineering Partner

One platform for six disciplines

Perfect interaction: Our engineering platform, ELECTRIX, is both modular and scalable. It allows for cross-facility electrical engineering of machinery and plants, as well as for the design of building automation and electrical installation. Links are mapped across all disciplines, and changes are automatically applied to all plans, saving you time and effort.

The world's biggest electrical CAD data library

Regardless of where you start your project, all symbols and parts are stored and managed in a central database. More than 2.1 million items of part data from more than 400 manufacturers are available online at wscaduniverse.com in WSCAD, DWG, EDZ and 3D-STEP formats. Access to this electrical CAD data library is complimentary, with manufacturers also listing product data free of charge.

Augmented Reality

The future is now: that is why modern apps for Android and iOS devices are part of WSCAD software. They help with measuring rooms, wiring and cabling control cabinets as well as with identifying devices during control panel maintenance.

Intelligent documentation

WSCAD software generates complete directive- and standard-compliant documentation in PDF format with linked cross-references, at the touch of a button. Technicians on-site can access the schematic diagram or other plans by simply clicking on a symbol in the control cabinet layout. PDFs eliminate the need for a special viewer.

PLM and ERP integration

Make work easier. WSCAD allows you to integrate with your company's PLM/ERP software and generate automatic material lists for calculations and quotations even during the design process, for example.

Lots of interfaces

Quality connects: During the engineering process, you can exchange data with applications of other automation suppliers such as terminal designers and PLC programming environments. The use of production interfaces makes it possible to transfer data efficiently from WSCAD to the relevant machines for wire production and for the production of control cabinet housings. NC machines of well-known manufacturers are also supported. Without data breaks, you prevent errors and create a significant quality, time, and cost advantage.

Consulting, training and video tutorials

Always there for you: Use WSCAD's electrical CAD Software productively from the start and get the most out of it at all times. With more than three decades of experience combined with industry best practices, our specialists from WSCAD Global Business Services will assist you quickly and efficiently during every phase. Additionally, there is a large selection of tutorial videos on YouTube.

ARTIFICIAL INTELLIGENCE

The new age of electrical design

WSCAD presents the game changer and productivity booster in electrical design! The first Electrical CAD software with Artificial Intelligence (AI). ELECTRIX AI maximizes your productivity and efficiency: save time and money, avoid errors, reduce stress and deadline pressure. Use ELECTRIX AI to combat the shortage of skilled labor.

AI helps both experts and casual users

Casual users will find their way around immediately with the help of the AI functions: no need to search in menus or submenus for a specific function. Instead, simply ask your AI Copilot or give commands. And for experts, there are unimagined options and possibilities to get things done much faster. Whether you want to work with lists, macros, symbols or articles, reduce errors, search for an article that has already been used or generate sub-projects – with ELECTRIX, power users and casual users will find their way around very quickly.

Increased efficiency, less stress - ELECTRIX AI


ELECTRIX AI takes just a few seconds to do what would otherwise take several minutes or hours in construction. The time and cost savings are enormous. The increased productivity also helps to combat the shortage of skilled labour. You can then plan better, prioritise better and deliver higher quality. We help you achieve more turnover and satisfied employees. A win-win situation.

AI finds errors and provides know-how

Let AI search your projects for errors. What takes an experienced designer hours to do, WSCAD AI does in just a few seconds. And you can work through the points in a relaxed manner. If you ever need technical advice, you can simply ask: 'What is the correct wire cross-section for a copper conductor 32?' Or maybe you need an aluminum one?

No extra costs for the use of AI

The AI functionalities are an integral part of the WSCAD software. There are no extra costs. The only requirement is a valid software maintenance contract or subscription contract. You will usually have one anyway, so that you are always up to date and can use the latest functionality.



ELECTRIX

Six powerful modules: simple, intuitive and fast

With WSCAD's comprehensive software, you can plan and design on only one platform with a central database. Because the replacement of a component is performed immediately in all other disciplines, you prevent errors, save time and improve the quality of your design documents. The engineering platform now features a user-friendly Design Engine Editor. Besides WSCAD format, it also reads and writes DWG data – this saves an enormous amount of time, especially when editing large DWG drawings with many hundreds of thousands of elements.

ELECTRIX embraces the following six disciplines:

- EE Electrical Engineering** – schematic diagrams
- CE Cabinet Engineering** – design of control cabinets incl. direct data transmission for cabinet production on NC machines
- PI Piping & Instrumentation** – piping and instrumentation diagrams
- FE Fluid Engineering** – pneumatics and hydraulics
- BA Building Automation** – maps all building and room automation
- EI Electrical Installation** – precise electrical installation designing including quantity computation

Quick and easy to use

ELECTRIX is quick, intuitive, and easy to use. Even if you don't use it very often. The symbols, part data, and macro libraries provided, as well as mechanisms for

Subscription or perpetual

WSCAD software is available as a classic perpetual licence or as a flexible subscription licence. The 3-year subscription is a particularly attractive option.

automating recurring engineering tasks, set quality benchmarks and speed up the design process, allowing you to focus on new projects.

Multilingual capability

The entire project, including the menu, can be easily translated into multiple languages. This promotes organized collaboration among international teams.

Management of user rights

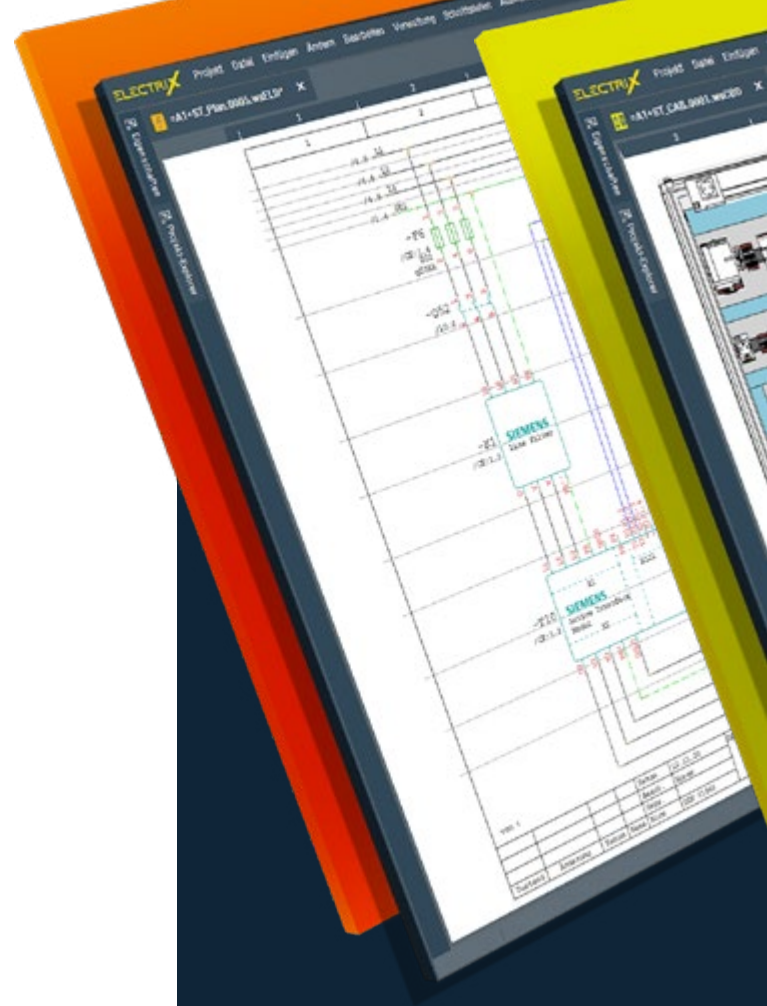
Assigning specific user rights for the uniform management interface improves team collaboration across disciplines. Authorisations are assigned on a project-specific basis – to protect a project against unauthorised access or unintentional changes, for example. Or protecting accompanying data by blocking Editors for certain users or user groups.

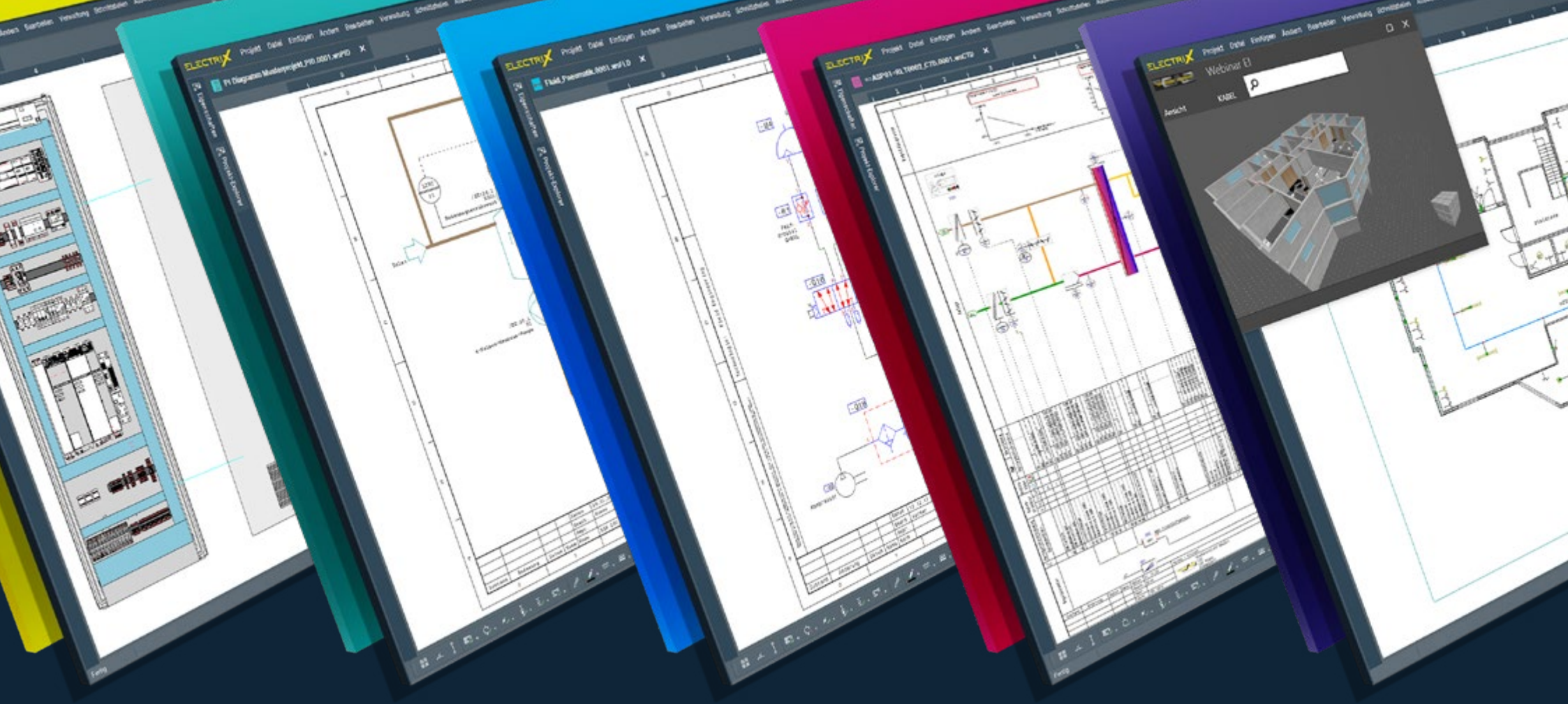
Performance

WSCAD prioritizes performance throughout software development. This is evident in features like generating PDFs of schematics in a flash and rapidly opening large drawings, both of which can significantly boost your daily workflow.

Single Sign On (SSO)

Just register and log in once to use all WSCAD services worldwide: WSCAD ELECTRIX, apps, wscaduniverse.com and the WSCAD Shop.







ELECTRICAL ENGINEERING

The only way to achieve success on a large scale is through designing precision on a small scale



The right solution for every scenario: The Electrical Engineering (EE) discipline enables designers and engineers to design, develop and document medium, low and extra-low voltage installations in mechanical and plant engineering as well as in building automation and electrical installation. Switchgear and cabinet builders, facility managers, maintenance and service companies as well as industrial electricians use this user-friendly software for working with electrical schematics and examining documents.

At a glance

- Design the electrical engineering for machines and plant systems
- Schematics, distribution and all-pole schematic diagrams in automation and installation technology
- Reports such as terminal charts, cable, equipment and material lists
- Network topologies
- Revision management
- Reference names and structure identifiers in accordance with DIN EN 81346
- Symbols in accordance with VDE and DIN EN 60617-2
- Comprehensive parts database included, free access to wscaduniverse.com
- "Managers" such as the Cable and PLC Manager facilitate the creation of component drawings through the intelligent selection of components such as e.g. terminals, contactors or PLC modules
- Test runs for preventing errors when creating electrical schematics

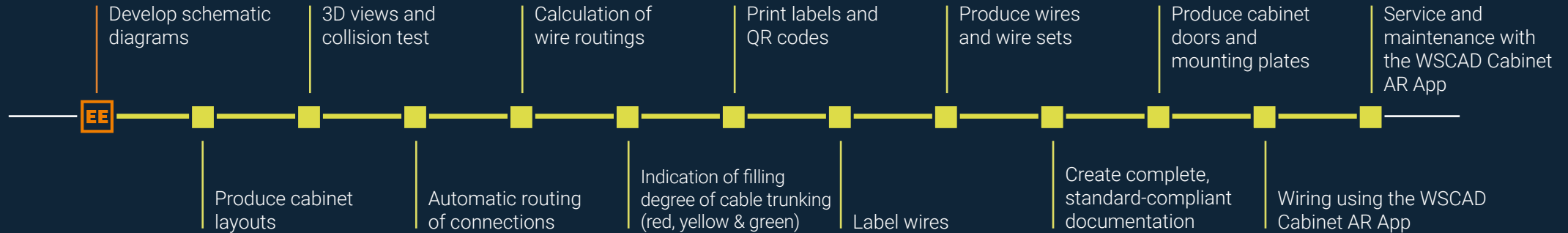
- Interfaces to applications of other automation suppliers such as:
 - terminal designers (Phoenix Contact, WAGO)
 - label printers (Phoenix Contact, Weidmüller, WAGO)
 - PLC configuration and programming (Siemens TIA), etc.
- Import of DWG/DXF or PDF files
- PLM and ERP integration
- Mechanisms for automating the workflow for recurring processes
- Multilingual capability
- Export of intelligent PDFs, access via WSCAD Cabinet AR App





CABINET ENGINEERING

Automate your manufacturing processes in all aspects of panel building and enclosure manufacturing



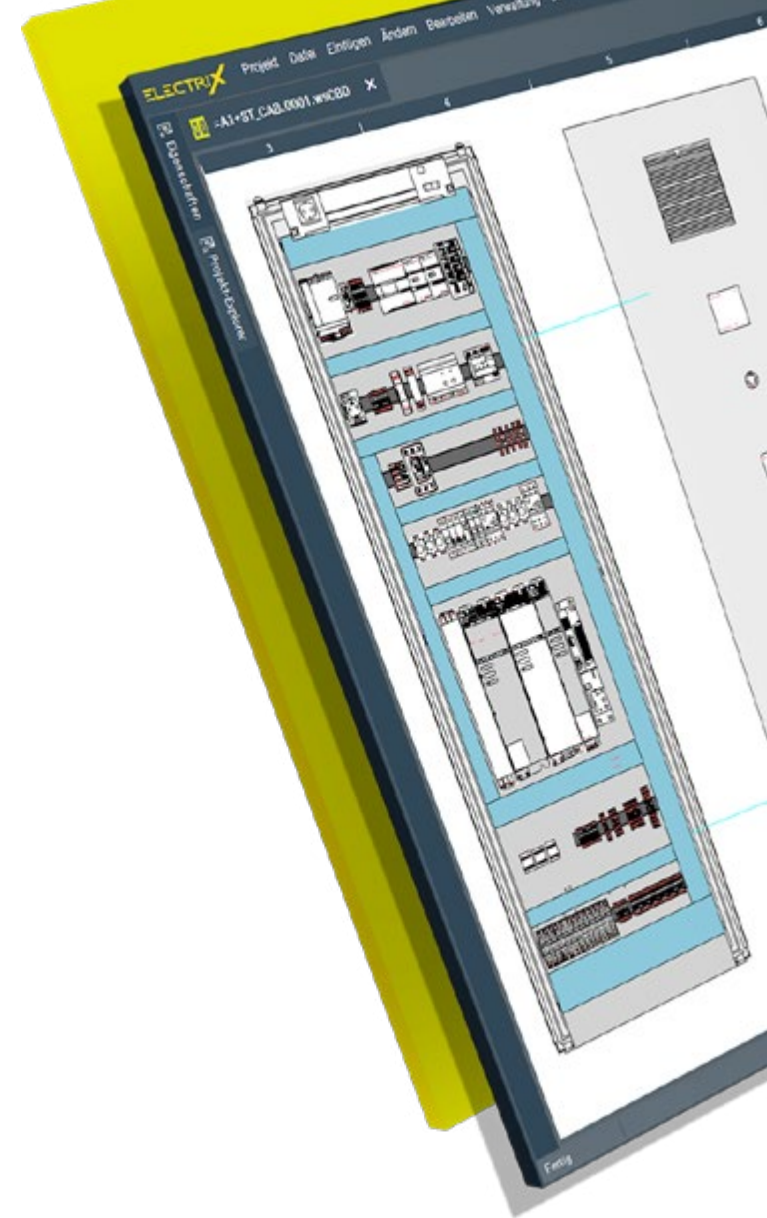
Cabinet Engineering provides a wide range of functions for the design and layout of control cabinets..

Electrical schematics created either using WSCAD or other electrical CAD systems are used as a basis while macros and macro variants speed up cabinet design. **A layout can also be created without a schematic diagram.** Optimal connection routes are determined, wire lengths calculated and the fill level of cable ducts is displayed. High-quality 3D data from wscaduniverse.com is used for photorealistic representation as well as for the calculation of collisions based on actual component dimensions. Data generated is made available directly via interfaces for printing labels and for the production of wires, wire sets, cabinet doors or mounting plates, with no additional licence fees. You no longer need a CAD software required for the mechanical production of cabinets for this task.

At a glance

- Precise right-/left-aligned snapping of components
- Comprehensive parts database, free access to wscaduniverse.com
- Automatic routing of connections with laying routes in the control cabinets shown using routing tags
- Calculation of wire lengths and fill level display for ducts
- 3D view and mechanical collision check based on actual component dimensions
- Interfaces to air-conditioning calculations (Proclima/ Schneider Electric, DELTA T/ELMEKO)
- Label printing and wire labelling

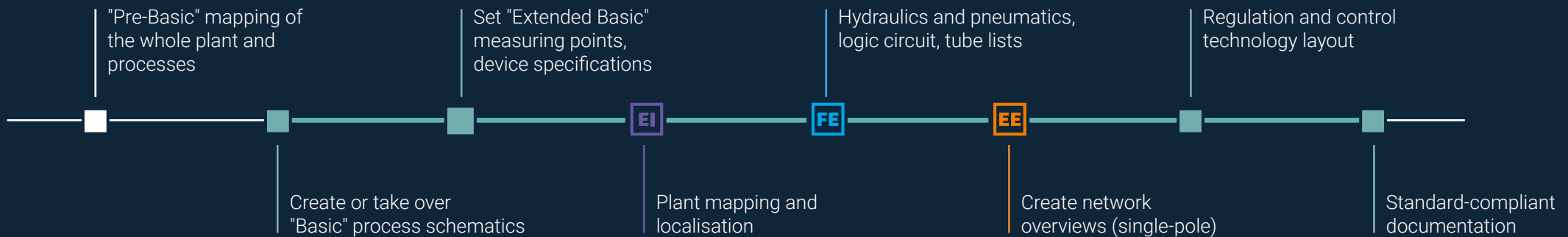
- Produce wires, wire sets and wiring harnesses using service-providers such as e.g. CadCabel
- Direct transmission of data for producing wires on NC machines from well-known manufacturers (Komax, nVent HOFFMAN, etc.)
- Direct transmission of data for enclosure manufacturing on NC machines from well-known manufacturers including nVent HOFFMAN, Kiesling, etc.
- Documentation in the form of PDFs with cross-references
- Maintenance personnel can access all relevant control cabinet data on their mobile devices (Android and iOS) thanks to Augmented Reality in the control cabinet with the WSCAD Cabinet AR App.





PIPING AND INSTRUMENTATION

No more missing out when it comes to optimisation processes



Piping and Instrumentation diagrams are created using the PI discipline. P&ID drawings already in DXF or DWG format can be read in no time. The intelligent linking of measuring points and devices to schematic diagrams and other disciplines enables their interaction to be presented logically and linked to the automation technology design.

The unique consecutive numbering of measuring points allows errors in a system to be located quickly and rectified. If a measuring point number is linked to a resource, this information can be evaluated and used for measuring point labels and lists. Because the WSCAD software manages all the symbols and links used in a central database due to its integrated approach, temperature or fill level indicators created in fluid diagrams can be used again directly in the schematic diagrams, for example. Changes are automatically applied across all disciplines, increasing transparency, preventing errors and saving a great deal of time.

At a glance

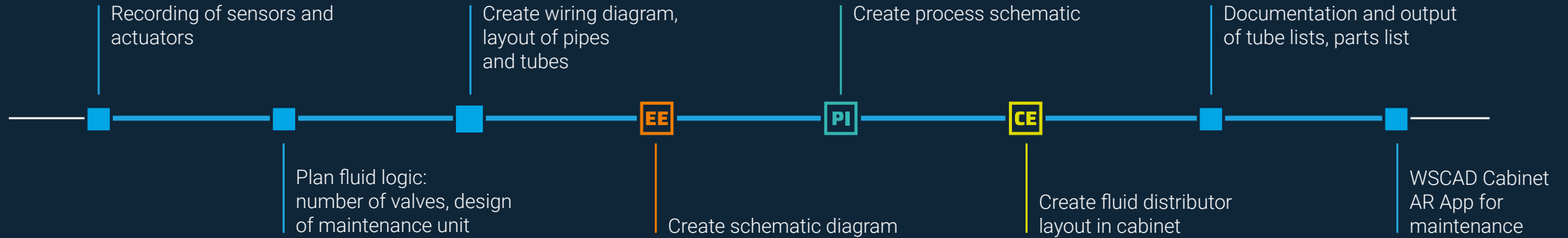
- Creation of P&ID diagrams in the electrical schematic, import from DWG/DXF drawings
- Reading of measuring points from imported DWG/DXF drawings and transfer to WSCAD Measuring Point Manager
- Linking of measuring points to objects in other disciplines
- Linking of measuring point numbers to symbols
- Display of measuring point numbers in (on) symbols
- Import/export of measuring point numbers and other data
- Automatic numbering of measuring points
- Overview of resources used with measuring points
- Quick navigation between measuring point components via the Measuring Point Manager
- Sort, search/replace in the measuring point browser
- Symbols in accordance with DIN EN ISO 10628 Part 2
- Various media lines in accordance with DIN 2403
- Export of intelligent PDFs with cross-references for documentation, access via standard PDF viewer





FLUID ENGINEERING

Building hydraulic and pneumatic systems - everthing that flows and isn't electricity



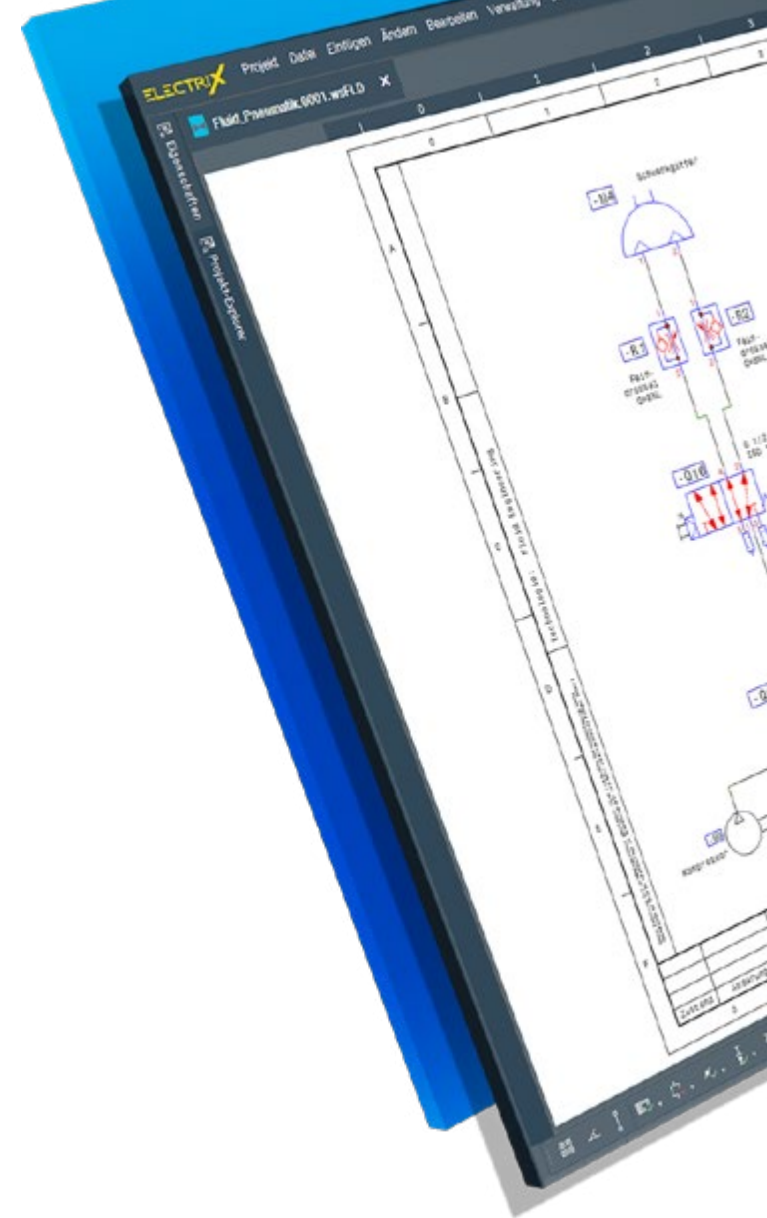
The design and documentation of pneumatic and hydraulic machines and plants are carried out with the help of the Fluid Engineering discipline (FE). This includes all the benefits of WSCAD engineering software, supplemented by special fluid functions such as the logical connections between components or the automatic naming of tubes, for example.

At the touch of a button, you can produce uniform and standardised documentation and ensure compliance with important standards such as ISO 1219, IEC 81346 or IEC 61355, for example. If the automatically generated material lists are linked to the company's ERP system, initial calculations and price overviews can be produced in no time. And it becomes clear that technology, hydraulics and electrical components can be used to create a solution as well as reduce the costs involved.

Designers and maintenance engineers thus have a comprehensive set of fast and efficient tools to hand for the integrated project design and documentation of all mechatronic tasks.

At a glance

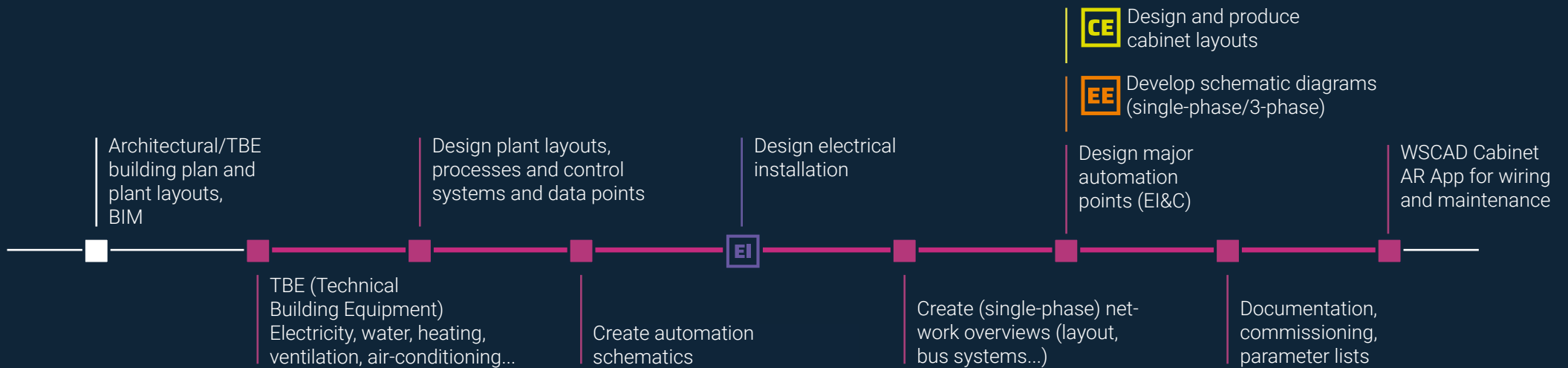
- Pneumatic and hydraulic design
- Design and assembly preparation
- Installation, plant and inventory planning
- Automatic creation and numbering of tube lists and pipes
- Reference names and structure identifiers in accordance with DIN EN 81346
- List export
- Labelling
- Revision of existing documentation for maintenance
- Macros and macro variants increase the degree of automation and enable the quick replacement of components
- Export of intelligent PDFs with cross-references for documentation, access via standard PDF viewer





BUILDING AUTOMATION

For all those who rely on high standards



BA designers use WSCAD software from the very first Building Automation and control system (BACS) automation scheme, instrumentation and control (I&C) and other contractors continue to use it seamlessly for detail designing and the creation of electrical schematics and control cabinet layouts through to electrical installation designing. **WSCAD software is independent of manufacturer and format, and can be freely structured to meet the needs of each individual user.** For anyone involved in the design and documentation of energy-efficient buildings, the two software packages WSCAD BA Control and BA Project for Building Automation and electrical installation, including control cabinet design, are the ideal choice.

Project planning is carried out using the three-layer model: unit, objects and properties. The intuitive integrated data point and signal management make it easy to manage all objects, signals and functions. Data points recorded, including their values, can be consistently processed further in any WSCAD software discipline immediately and directly assigned to individual automation equipment channels (PLC) automatically. Consistently well thought-out structure identification in accordance with AMEV or DIN EN IEC 81346 with unique location and function aspects simplifies and significantly speeds up the design process.

Macros and macro variants reduce the project planning process for larger building plants from weeks to a matter of days. The library supplied contains more than 300 macros. The modern WSCAD Building AR App helps you read in room dimensions on mobile devices. Documentation is standard-compliant in accordance with BACNet or property-specific in the form of PDFs with cross-references and tree structure.

At a glance

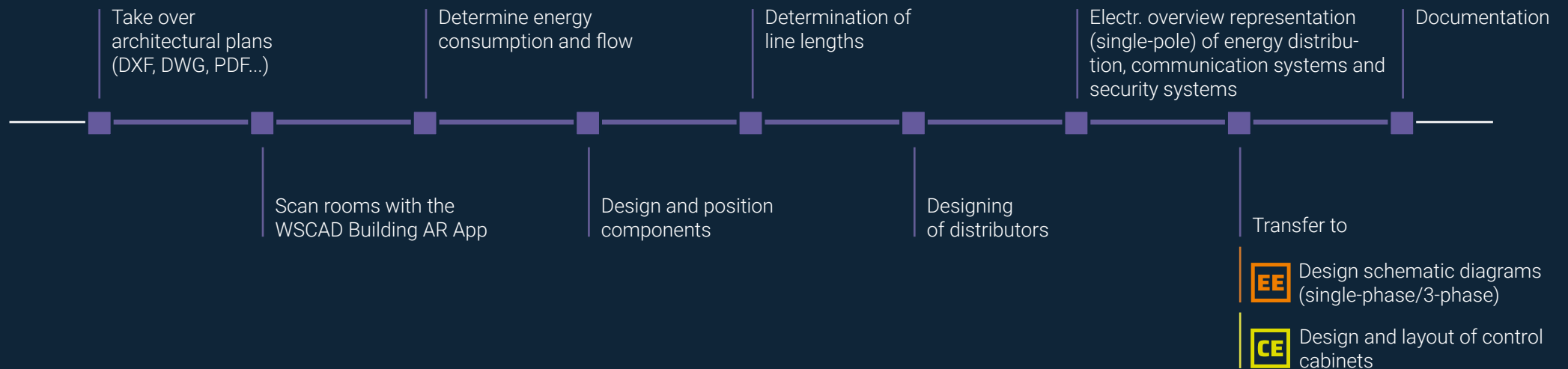
- Building automation function lists, designing and documentation in accordance with the new VDI 3814 series of guidelines as well as the standards DIN EN ISO 16484 and DIN 18386
- Generation of valve, cable, commissioning and parameter lists as well as lists of materials
- Format-independent automation diagrams
- Design and implementation
- Installation, plant and inventory planning
- Creation of system and network overviews
- Automation and field device documentation
- Independent representation of control structures and data points
- Freely configurable data point keys
- Direct assignment of data points to channels of automation devices
- Structuring in accordance with AMEV or IEC EN 81436
- Automated plant identification key incl. the KKS (power plant identification key) as well as the data point key for building automation
- Comprehensive system macros
- Integration of graphics and functional descriptions
- Importing of floor plans and drawings from DWG/DXF or PDF files
- Export of intelligent PDFs with cross-references for documentation, access via standard PDF viewer or the WSCAD Cabinet AR App for service and maintenance
- Quantity computation





ELECTRICAL INSTALLATION

Precise design for successful electrical installation

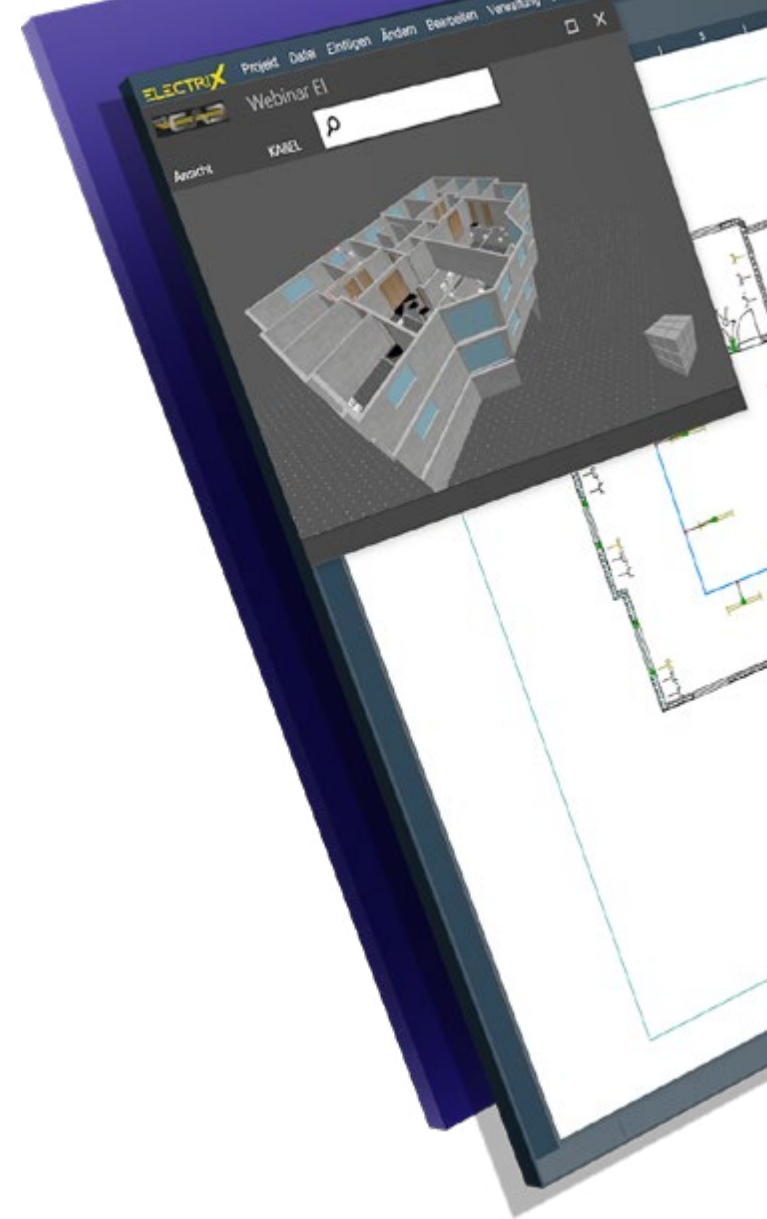


The Electrical Installation discipline is available to specialist planners and electrical contractors for the integrated design and documentation of high- and low-current systems in industry and building technology as well as across all project phases – from design to completion. **Easy to handle and integrated with other disciplines such as Electrical Engineering and Building Automation, all tasks are completed quickly and efficiently** – whether they relate to building system technology, low-current installations, antenna systems or fire alarm systems.

Besides power distribution in buildings, you can also define the location of operating material in machines, plants and buildings. Technical systems in a building complex can be visualised across the board in overview, function and installation design. If room dimensions are not known, they are scanned with mobile devices using the WSCAD Building AR App contained within the range of functions and read in for further planning. The various documents as an outcome of the documentation process are produced at the press of a button and linked together by active anchor links. The software calculates all the quantities of materials required from the plans produced. This makes both project work and also the time-consuming creation of calculations and quotations significantly easier.

At a glance

- Design, implementation, installation, as well as plant and inventory planning
- Electrical installation design
- Design of low-voltage and low-current installations
- Electrical schematics, distributor and control cabinet design diagrams, automatic creation of distributor schematics
- Design of hazard detection systems such as fire and burglar alarm systems
- Symbols for electrical installation and panel building
- Higher-level plant structuring in accordance with IEC EN 81436 and IEC DIN EN 81436/3
- Creation of scaled floor plans, reading in of floor plans using the WSCAD Building AR App
- Importing of floor plans and drawings from DWG/DXF or PDF files
- Scaling of imported floor plans
- Layer management
- 3D control view
- Definition of installation zones and housing units
- Cross-document linking of devices with active anchor link
- Export of intelligent PDFs with cross-references for documentation, access via standard PDF viewer or the WSCAD Cabinet AR App for service and maintenance
- Quantity computation



WSCADUNIVERSE.COM

An entire universe of parts data

Users save a significant amount of time and improve the quality of their work by not having to create part data themselves and being able to find all of the information they require in one place.

With more than 2.1 million items of part data from more than 400 manufacturers in WSCAD, DWG and EDZ format, wscaduniverse.com is the world's largest electrical CAD data library. In addition to electrical data, the platform provides high-quality 3D data, in the widely used STEP format, for example. The portal has quick, intuitive and text-sensitive search and filter functions. Registration and use is free for users. Manufacturers face no costs when it comes to uploading their products: they simply enter their products, completely with all relevant details, directly into the engineering process of over 135,000 users worldwide. Simply provide WSCAD with your product data or EDZ data already created and they will be made available to WSCAD and other users all over the world.

With this service from WSCAD, users and manufacturers can have part data created in WSCAD and EDZ format on favourable terms.

At a glance

- Over 2.1 million items of part data from more than 400 manufacturers in the electrical CAD formats WSCAD, EDZ and DWG
- High-quality 3D data with exact component dimensions (the actual component dimensions from the 3D data are used for the mechanical collision check as well as for photorealistic 3D representation of the control cabinet layout)
- Support of the eCl@ss format
- Text-sensitive and structured quick search for manufacturers, part groups or products
- Multilingual part data (manufacturer-specific)
- Direct access and import from WSCAD software or download using the shopping cart function at wscaduniverse.com
- Free registration and use for users
- Free provision of product data for manufacturers
- Creation of part data (WSCAD, EDZ) on favourable terms for users and manufacturers
- Request form for new additional part data
- Compare and download large quantities of part data based on previously generated component lists
- Browser extension "wscaduniverse GO" – place part numbers found on the web directly in the shopping cart and download them
- Premium partner logo identifies new backwards compatible and future-oriented high quality data format



wscaduniverse.com
parts and symbols library for electrical CAD

WSCAD AUGMENTED REALITY APPS

Innovations are the measure of all things for us

The rapid further development of cameras and sensors as well as increased computing power have turned mobile devices into intelligent tools. Modern apps for Android and iOS devices are part of WSCAD software. They can help with measuring rooms and wiring control cabinets and they provide maintenance personnel with all the data they need.

These WSCAD apps are available at no additional cost and can be found on the Apple App Store* and Google Play*.

They bring the end-to-end digital electrical engineering for machinery, plants and buildings to full circle.

Digital is the new reality

Forget rulers or lasers. Technicians use WSCAD's Building AR App to scan rooms in buildings and take measurements. The geometric room data, including existing doors and windows, is saved on a tablet or smartphone with a room number and freely selectable name. The building plan can be exported from this as a DXF or PDF file and linked to the WSCAD plans. Electrical design for old and new buildings could hardly be easier or more convenient, especially if documentation is missing or incorrect.

Safe wiring in control cabinets via an app

Stacks of printed paper plans and ticking off paper lists are a thing of the past. With the WSCAD Cabinet AR App, fitters mark wired connections using their tablet or smartphone and then save the latest version. A report will always ensure that nothing has been forgotten. Thanks to additional filter


functions by device, wire cross-section and colour, the digital route is quicker and a lot more convenient than the method normally used to date of printing out and ticking off paper lists and schematic diagrams.

Professional maintenance and service via an app

Electrical experts know what searching through yellowed or outdated circuit documentation means: wasted time and waiting. Simply scan the QR codes on components using the WSCAD Cabinet AR App and get immediate access to all information relating to the component or module such as reference designation, function text, part data, electrical schematics and manufacturer's original data sheets. 3D views reveal views that would remain hidden unless disassembly is carried out. In addition, the placement of the component in the plans is displayed immediately. With the redlining function, changes on site can be documented and shared in digital format immediately, optimising the whole workflow and improving the quality of technical documentation. So digital twins always reflect the actual situation in reality. Troubleshooting and replacing components have never been so easy and service efficiency and quality have never been so high.



Modern 3D technology and Augmented Reality enable interactive working in
maintenance and **building services engineering**.



AUTOMATION

Pulling the right levers

Recording data once, structuring and standardising products, automating recurring operations and interlinking processes – these advances that have made the German mechanical and plant engineering industry a global pioneer are a recurring theme in the WSCAD Electrical Engineering solution.

By using the automation mechanisms anchored in WSCAD software, design times can be reduced from several weeks to days and ultimately to a matter of minutes.

Structure your products consistently from the start by using higher-level structure identifiers by plant, location or function in accordance with EN ISO 81346. Making this small effort at the start will save you a lot of time later on and give you unified company-wide design documents.

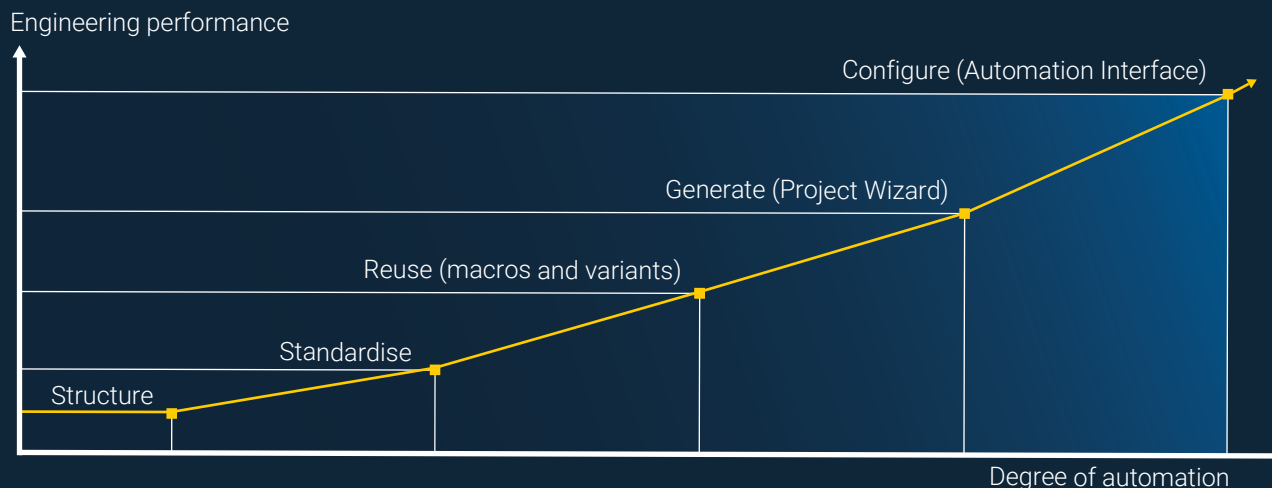
Standardise: The aim of standardising the product portfolio is to compose an individual offer from numerous reusable modules and functions. Product structures and project templates are created in such a way that they reflect established norms and standards, store company knowledge and are made available to all designers. Clearly formulated internal and external guidelines for suppliers and partners further simplify design processes. In addition, it is easier for service technicians to orientate themselves in the event of a mechanical breakdown if component circuits and part schematics are always designed and structured in the same way.

Reuse: Frequently recurring component circuits and part schematics are stored in the form of macros and macro

variants. Cleverly organised, they store company know-how and are available to all designers in order to ensure a consistently high level of quality. In addition to the macro library provided, further macros can be created for all disciplines individually and very easily. To stop the macro libraries getting too big and confusing, it is recommended to use macro variants with variables.

Generate: With the WSCAD Project Wizard, cross-discipline plans are created at the touch of a button – ideally turning macros and macro variants into 100% complete plans. Weeks of planning work are thus reduced to a few days or possibly just a few hours.

Configure: Product configurators (such as e.g. SAP, ACATEC or proprietary ones) control the creation of complete electrical documents, including documentation, via the WSCAD Automation Interface. In the process, WSCAD runs in the background, without any designer interaction. Configuring instead of designing – creation tasks that used to take weeks now take a matter of minutes, giving designers more time for more important tasks.





INTERFACES

Integrated, consistent data exchange

Improved design quality in all electrical design phases requires optimal work processes with the continuous exchange of data and information. That is why WSCAD software has numerous interfaces that connect Electrical Engineering to other disciplines, thus ensuring the integrated interlinking of work steps without data breaks – from project planning to maintenance.

Link WSCAD to PLM and ERP systems

Integration into Product Lifecycle Management (PLM) systems is executed using PRO.FILE from Procad/Revalize or directly via PRO.FILE from Procad. The applications supported via OpenPDM from Prostep include SIEMENS' Teamcenter, SAP's PLM/ERP, PTC's Windchill or VPMV4, Enovia V6 and SmarTeam from Dassault Systemes. Enterprise Resource Planning (ERP) systems are linked to WSCAD software via the add-on ERPSync. Data exchange takes place and a history function logs what was initiated when and by whom.

Interfaces with other automation manufacturers' software

Exchange your electrical engineering data with the software tools of other automation suppliers directly and without data breaks during the engineering process. The interfaces of the WSCAD software include, for example:

- Siemens' TIA Portal and TIA Selection Tool (programming and configuration of PLC modules)
- PROJECT complete planning (editing of terminal strips) and PROJECT complete marking (label printing) from Phoenix Contact

- WAGO smartDesigner (terminal designer) and smartSCRIPT (label printer)
- M-Print PRO from Weidmüller (label printing)
- ProClima from Schneider Electric and Delta T from Elmeko (heat calculation in the control cabinet)

Data interfaces are relevant for a successful engineering process. There are tangible benefits in every area of planning: if, for example, a programmer changes the I/O ports in the SIEMENS TIA Portal, the schematic diagram in the WSCAD software immediately reflects this change (once the data has been imported).

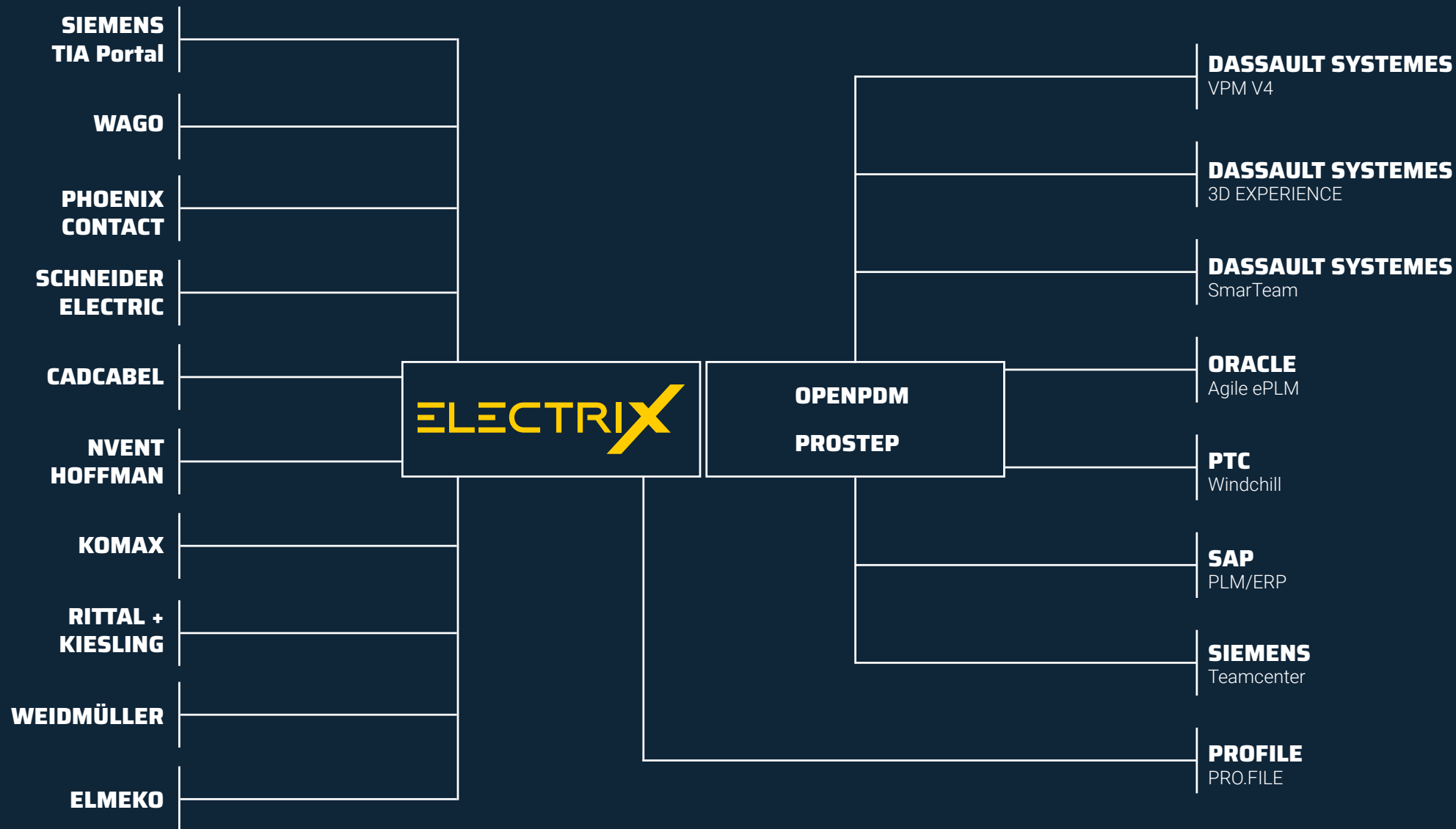
Next stop: production

Once cabinet design has been carried out, it is all about wire labelling, the production of wires and wire sets as well as the production of cabinet housings and mounting plates. At the touch of a button, the WSCAD software produces all the data sets required for:

- The production of cables using service-providers such as CadCabel
- Direct transmission of data for producing wires on machines from well-known manufacturers (Komax, nVent HOFFMAN, etc.)

- Direct transmission of data for cabinet production on NC machines from well-known manufacturers including nVent HOFFMAN, Kiesling, etc.

Thanks to the interfaces provided, WSCAD's integrated approach prevents the duplication of work and redundant work steps between design and production. Schematic diagrams can already be designed with regard to the subsequent cabinet layout and its production. All on one platform using the same software. No additional CAD software is required for the cabinet design process.



WSCAD GLOBAL BUSINESS SERVICES

Productivity and efficiency realised quickly

Let's get started! Use the full scope of WSCAD's Electrical Engineering solution productively right from the start - optimally embedded in your IT and development environment. Take advantage of our 30+ years of experience combined with industry best practices – for a new installation as well as for a change of system or newly adapted processes. We can support you through every engineering phase with perfectly coordinated service modules from the Global Business Services portfolio.

Engineering and Migration Check-up

We analyse your engineering processes, identify weaknesses and hidden potential or professionally plan an upcoming system change with you. As a result, you will be given specific recommendations for action.

Project Management

Whatever you are planning – with seamless project plans based on standardised processes, we can help you with the project management and the structured, professional introduction of the WSCAD solution. So that you can achieve maximum productivity in the shortest possible time.

Workflows, Methods and Processes

Reduce your engineering workload and find your optimal engineering and design methods with the help of our specialists. We can help you optimise engineering processes across departments, create guidelines for suppliers and integrate external service-providers.

Product Structure

Our employees know what product structures and proper project documentation should look like or how part data should be set up. Save valuable time and have sample projects created with the optimal structure: correct templates based on norms, standards and guidelines for all disciplines. High-quality project and reference name structures, guidelines for the creation and use of devices and master data.

Standards, Norms and Supplier Guidelines

All parties involved work in the same way so that each individual can get their bearings quicker. Clearly defined guidelines and consistently applied standards secure all design know-how and ensure work results of consistently high quality for all designers and developers. We can help you create your design manuals and supplier guidelines.

IT Infrastructure

Wherever individual requirements differ from a standard installation – we can provide a quick "go live" for your WSCAD software. We offer standalone, network or terminal server installation including integration into your SQL server environment and setting up the project and part data for various engineering or building projects. So you can be sure that everything works and fits together perfectly!

Digitisation, data import and conversion service

Want to import data from other electrical CAD systems to WSCAD? Or vice versa? If you like to digitise paper plans and convert them into your chosen electrical CAD format, we will gladly help you with that. And if reality no longer matches

your digital documents for your machinery, plants and buildings, we can bring them up-to-date for you so that they match perfectly once again.

System Integration

So that your WSCAD software is not a standalone solution, we can ensure its optimal, seamless integration in your system environment and processes. This includes the individual connection to a PLM or ERP system as well as the direct exchange of data with various software tools of other automation suppliers.

Production Integration

The WSCAD software includes a variety of integrated interfaces for transferring the data generated to production: cable labelling and label printing, the production of cables, wires and ready-to-install cable bundles, the production of control cabinet housings and mounting plates on NC machining centres – none of these are a problem anymore. We will help you set up the interfaces so that all you have to do is press a button.

Automation

With your WSCAD software, you can reduce your design and documentation time from several weeks to a matter of minutes. We are talking about structuring, standardising, reusing and generating schematics through to configuring (without any designing). We will gladly help you get set up, giving you back time for other important tasks.



TRAINING, WORKSHOPS AND SUPPORT

Customised services to suit your precise requirements

Standard and Individual Training

We are happy to share our knowledge. We provide requirement-based basic and advanced training, as well as specialist seminars, at WSCAD training centers, on-site at your company's premises, and online.

Short online video tutorials

Our video tutorials on YouTube provide valuable support for your engineering work with WSCAD. Short videos offer quick answers to specific questions about WSCAD software. Need a fast refresher? Along with tips and tricks, we demonstrate practical solutions, such as exporting a parts list, automating processes, and much more.

Maintenance and support – three levels of configuration for individual requirements

Our maintenance contracts ensure that you always have the most up-to-date software and receive exceptional service. Because WSCAD's support, development and customer advice are closely interlinked, the highest level of expertise is available to you if you have any questions or problems. 80% of all queries are resolved within ten minutes and a further 15% within two hours. We offer three levels of maintenance for individual support requirements.

Basic Maintenance

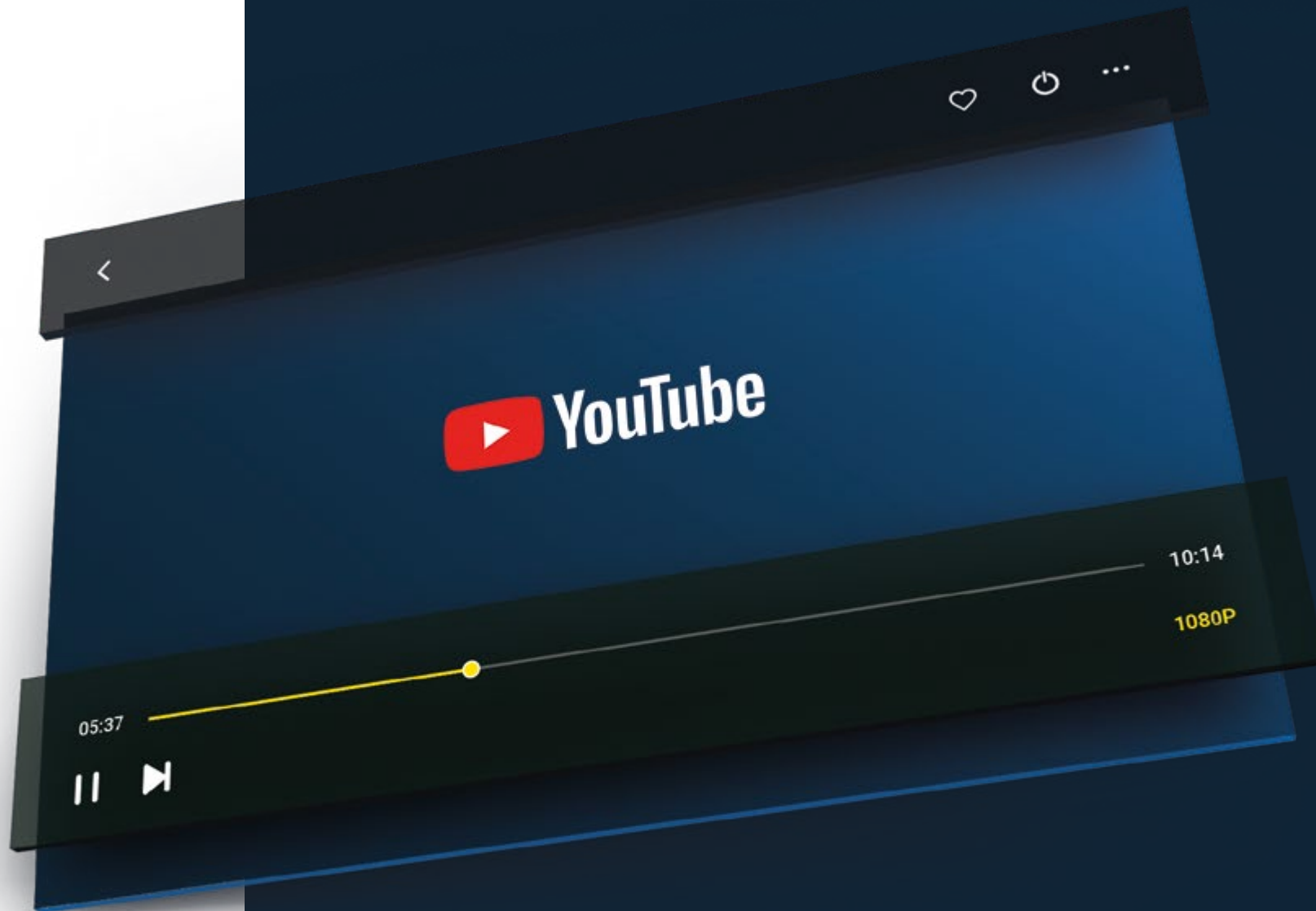
- Covers a period of 24 months, and is acquired automatically with the purchase of a new software licence
- Regular software updates
- Guaranteed response time of 48 hours or less
- Access to wscaduniverse.com

Maintenance Plus – in addition to Basic Maintenance

- Guaranteed response time of 4 hours or less
- An exclusive customer card with separate telephone number and preferred e-mail address
- 10% discount on all services offered by WSCAD Global Business Services
- Two free online refresher training courses every year
- Free creation of 10 part data items of your choice every year.

Maintenance Premium – in addition to Maintenance Plus

- Guaranteed response time of 2 hours or less
- Personal contact in the Support department
- Hefty 15% discount on all services offered by WSCAD Global Business Services
- Two free online refresher training courses every year
- Free creation of 20 part data items of your choice every year.



Germany

WSCAD GmbH
D-85232 Bergkirchen
Dieselstr. 4

Phone: +49 8131 3627 98
Fax: +49 8131 3627 50
E-mail: info@wscad.com

International Enquiries

Silke Leinß
International Account Manager

Phone: +49 8131 3627 400
E-mail: worldwide@wscad.com

Austria

WSCAD Software GmbH
Gewerbeparkstraße 125
A-8143 Dobl-Zwaring

Phone: +43 313 681 8000
E-mail: office@wscad.at

Bangladesh

Cadaella System
Chennai, Tamilnadu

Phone: +91 738 676 3532
E-mail: wscad.admin@cadaella.com

Bulgaria

PM Electrical Ltd.
Bulgaria, Sofia 1528
Iskar area, Industrial zone
10, Poruchik Nedelcho Bonchev Str.
store 27

Phone: +359 241 125 04
Fax: +359 285 280 01
E-mail: pm@pmelectrical.bg

Canada

WSCAD Canada
24 Viceroy Rd, unit 7
Concord, ON L4H 0N3

Phone: +1 647 922 6697
E-mail: info@wscadcanada.ca

China

MATRIBOX INTELLIGENT
TECHNOLOGY Co. LTD
A3601, Building 11, Shenzhen Bay
Science and Technology
Ecological Park, No. 16 Keji
South Rd., High-tech Zone, Yuehai St.
Nanshan District, Shenzhen

Phone: +86 400 032 2300
E-mail: ed@matribox.com

Croatia, Bosnia-Herzegovina

EXOR ETI d.o.o.
Buzinski prilaz 10
10000 Zagreb, Croatia

Phone: +385 994 508 109
E-mail: wscad@exor-eti.hr

Finland

Sähkö – ja automaatiopalvelu
Rajamäki OY
Mansikkatie 5
39500 Ikaalinen

Phone: +358 504 959 261
E-mail: info@sarajamaki.fi

Greece

EXOR ETI d.o.o.
Bulevar Zorana Đinđića 71/15
Novi Beograd, Serbia

Phone: +381 604 553 788
E-mail: wscad@exor-eti.rs

Hungary

MD-Mémők Iroda Kft.
H-1149 Budapest
Fráter György tér 11

Phone: +36 122 055 96
E-mail: info@wscad.hu

India

SIMAC Engineering Private Limited
Hyderabad, Telangana

Phone: +91 96 6668 0568
E-mail: info@simacies.com

Cadaella System
Chennai, Tamilnadu

Phone: +91 738 676 3532
E-mail: wscad.admin@cadaella.com

Korea

WS Korea Co. Inc.
A Tower-3101,323,
Incheon tower-daero
Yeonsu, Incheon

Phone: +82 327 157 831
E-mail: koo.max@wscad.co.kr

Northern Ireland

Zish Shaikh
National Sales Manager

Phone: +44 (0) 203 966 2446
E-mail: UKsales@wscad.com

Poland

Sigma CE Sp. z o.o.
95-070 Aleksandrów Łódzki
ul. Piotrkowska 87

Phone: +48 426 110 305
Fax: +48 426 110 306
E-mail: info@wscad.pl

Romania

ACS Total Software
Piața Republicii 15, cam 2
401095 Turda

Phone: +40 264 286 225
Mobile: +40 745 024 906
E-mail: acs@wscadro.com

Serbia, Montenegro

EXOR ETI d.o.o.
Bulevar Zorana Đinđića 87/18
Novi Beograd, Serbia

Phone: +381 60 455 37 88
E-mail: wscad@exor-eti.rs

Slovenia, Slovakia, Kosovo, Albania, North Macedonia

EXOR ETI d.o.o.
Brnčičeva 51
1231 Ljubljana, Slovenia

Phone: +386 31 368 783
E-mail: wscad@exor-eti.si

Sri Lanka

Cadaella System
Chennai, Tamilnadu

Phone: +91 738 676 3532
E-mail: wscad.admin@cadaella.com

Switzerland

WSCAD Schweiz GmbH
Bahnstrasse 21
CH-8610 Uster

Phone: +41 445 156 590
E-mail: office@wscad.ch

Taiwan (ROC)

EUMAX Automation Corp.
355 Daying St., Nantun District
40861 Taichung/Taiwan (ROC)

Fax: +886 423 206 162
E-mail: wscad@eumax.tw

Turkey

DGA Yazılım
WSCAD Türkiye, Yazılım,
Proje Çizim
Konak/Izmir

Phone: +90 533 438 6342
E-mail: info@dgayazilim.com
Web: www.dgayazilim.com

United Kingdom

Zish Shaikh
National Sales Manager

Phone: +44 (0) 203 966 2446
E-mail: UKsales@wscad.com

Do you want to become a WSCAD Partner?

Please contact:
Călin Andrus
Head of International Sales

Phone: +49 173 426 3330
E-mail: candrus@wscad.com

* Brand names, logos and trademarks used in this brochure remain the property of their respective owners. The listing of companies or their logos is not intended to imply any endorsement by or direct affiliation with WSCAD GmbH.

WSCAD GmbH
Dieselstraße 4
85232 Bergkirchen
Germany
Tel.: +49 (0) 8131 3627-98
E-mail: info@wscad.com
www.wscad.com

